



Electric Deep Well Pump (Output 250W/400W/600W)



Feature

PJ-H255

The noise reduction is achieved by covering the pump with a resin material. (ASA)
The pump section use the material which prevents the rust.

PJ-H405/PJ-H605

Pumps with more 400W class, has the pilot pressure tanks to provide the high performance.

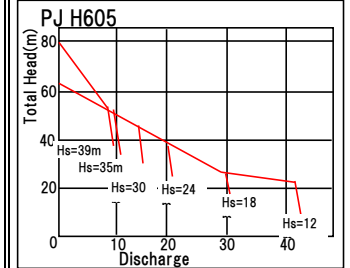
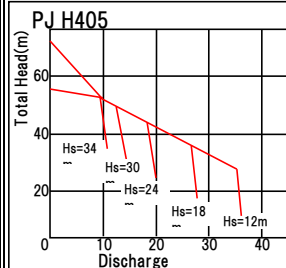
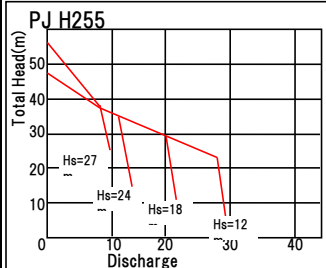
This advanced the design eliminates the need for an additional air and ensures the stable operation under the wide variety of conditions.



Specifications

Model	PJ-H255	PJ-H405	PJ-H605
Output (W)	250	400	600
Input (W)	500	730	950
Suction head (m)	12/18/24/27	12/18/24/30/32	12/18/24/30/35/39
Discharge head (m)	12/12/12/12	14/14/14/14/14	14/14/14/14/14/14
Capacity (L/min)	27/18/12/9	34/25/18/11/9	46/32/22/15/11/9
(At total head m)	24/30/36/39	26/32/38/44/46	26/32/38/44/49/53
Pressure Switch (kgf/cm ²)	ON	1.4	1.6
	OFF	2.2	2.6
Suction Pipe (mm)	30	30	30
Discharge Pipe (mm)	25	30	30
Well diameter (mm)	100	100	100
Net Weight (kg)	21.0	35.0	51.0
Net Dimensions (mm)	Φ355×547	678×400×530	678×400×530
Gross Weight (kg)	25.0	39.0	55.0
Gross Dimensions (mm)	384×384×446	384×384×506	456×456×617

Specification Curve



Specifications and design are subject to change without notice for improvement.

Distributed by

Produced by



KPS Industry Co.,Ltd.
9-1-3 Seikadai, Seika-cho, Souraku-gun,
Kyoto, 619-0238 Japan